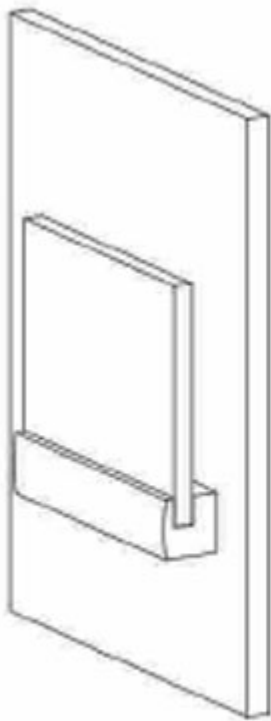




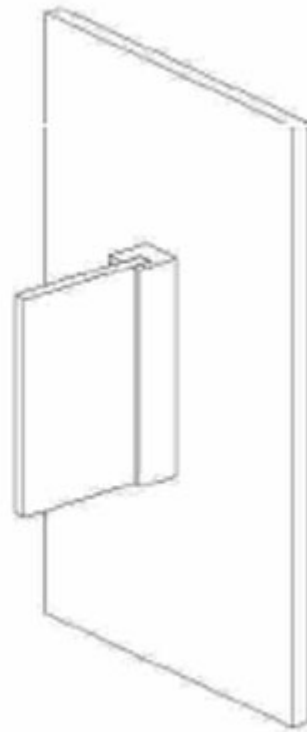
Item Code: CS-YDL-XC17-280



????????? ????????? ??? ?????????, ?????????, ?????????, ?????????? ? ?. ??????/?????????.



surface



flag



surface



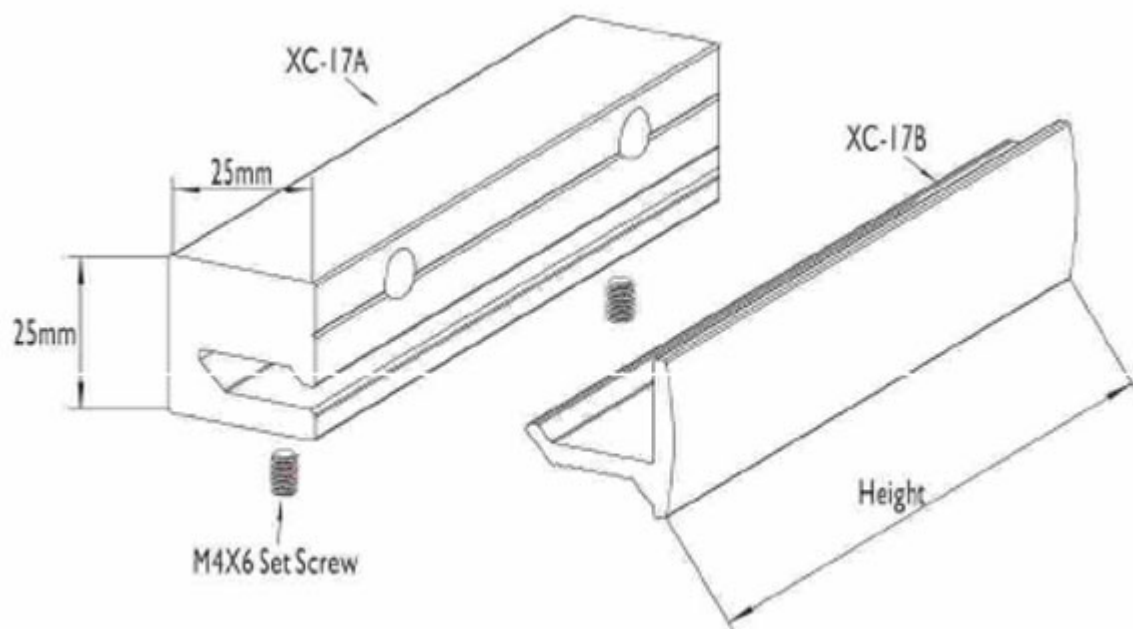
flag



vertical



table top



XC17A+XC17B KIT



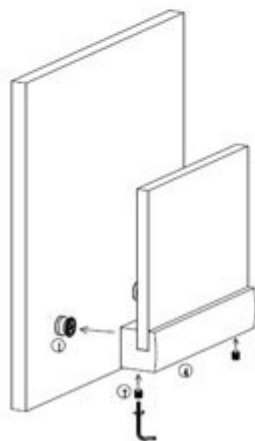
1.

Locate the hole size on wall according to original clamp and then fix the adopter with screws.



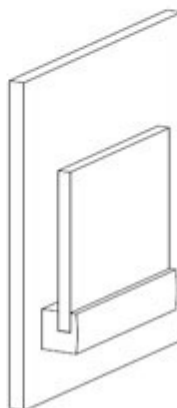
2.

Insert the sign panel into the clamp and fasten it with hex screws.



3.

Feed the clamp with sign panel into the adopter.



4.

Fasten with hex screws. Installing finished.



Copyright © 1999-2012 by Beijing ChinaSigns Information Company Limited All Rights Reserved.

Email:info@sign-in-china.com Tel:+86 132 6410 3286 www.sign-in-china.com