



Sign-in-China.com
One Stop Solution For AD signs

35" x 24" (900mm x 600mm) Laser Engraving Cutting Machine

Item Code: LEM-LD-900H



FOB Price: **\$5,041/set**

Mini Order: 1 set

Shipping Weight: ★★☆☆☆

Average Rating: 1038.4lb (472kg)

[Inquire Now](#)

Overview

Main Function: Scan/engrave/cut.

Application:


This laser engraving and cutting machine is equipped with a standard knife shape aluminum rib working table and a standby honeycomb working table, so it can be used in more industries, such as music instrument, art gift, advertising decoration, toy, electronic industry, cutting of template, paper product, costume products and so on.

Materials that can be engraved:

This laser engraving and cutting machine can engrave on all kinds of nonmetal materials and parts of coated metals, such as bamboo, putamina of coconut, paper, plexiglass, acrylic, marble, jade, crystal. It also features a cutting function. With the rotating unit, it can engrave on a cylinder objects, such as cup, pencil vase and so on. It breaks through the limitation of the planar engraving and augments the range of the working.

Product Highlights:




- . Luxurious outlook design, unique door for the limitless engraved materials through. It can engrave on nonmetal materials with high speed and high precision.
- . Professional DSP controlling system, compatible with AutoCAD, CorelDraw, Photoshop, and other kinds of graph disposal software.
- . Adopt step subdivision driver, numeral timing, simulation quantum control laser power, little error, high repeat precision, engrave 3mm little character perfectly.
- . This laser engraving and cutting machine is equipped with manual up-down lift working platform for your option, its max. Lifting height can reach to 300mm (11.8"), which greatly broaden the processing scope of objects.
- . Professional laser electrical power and laser tube with high quality makes the laser engravings run stably.
- . LED control panel makes the laser engraving and cutting machine easy operation.
- . Imported high precision beeline slide-ways, imported professional optical system, improve the engraving quality.



Spare Parts:

- Glass laser tube 60W (1.2m): +\$341
- Reflective mirror(F25): +\$26
- Focus lens(F20) : +\$98


With the following optional devices, more functions can be added to the laser engraver machine(prices are not included in the laser engraver machine):

	
<p>With the rotating unit, it can engrave on a cylinder object, such as cup, pencil vase and so on. It breaks through the limitation of the planar engraving and augments the range of the working.</p>	<p>Rotary Fixture: Used for engraving on the surface of column of ?80-200mm(3"-8"). +\$688</p>
<p>water chiller</p>	
<p>Image not found /userfiles/2009-Feb/Water chiller for LEM_LD_600H.jpg</p> <p>Water Chiller.It can extend the using life of laser source, and ensure the engraving effect better. +\$331</p>	<p>Co2 glass laser tube: 80W(1.4m)/100W(1.6m). +\$458/\$680</p>

Guarantee & Aftersales Service:

- Laser tube 1000-2000 hours' working time.
- Comprehensive guarantee for one year except the spare parts.
- 24-hour technical support by email or calling.
- User-friendly English manual for machine using and maintaining.

Samples:



Details

Support Image Format	AI, BMP, PLT, DXF and DST
Engraving Precision	Chinese characters: 3.5*3.5mm(0.14"*0.14"), English
Effective Engraving Area	35.4" x 23.6" (900 x 600mm)
Max. Engraving Speed	3150" (80000mm)/min (speed adjustable)
Laser Power	CO2 glass laser tube 60W

Specifications

Model	LEM-LD-900H
-------	-------------

Max. Engraving Area	900*600mm(35.4"*23.6")
Laser Power	CO2 glass laser tube 60W
Max. Engraving Speed	80000mm/min(3150")(speed adjustable)
Max. Cutting Speed	30000mm/s(1181")
Max. Cutting Thickness	12mm (acrylic)
Min. Engraving Characters Size	Chinese characters 3.5*3.5mm(0.14"*0.14"), English letters 1.5*1.5mm(0.059"*0.059")
Positioning Precision	0.025mm(0.0009")
Repeat Precision	0.01mm(0.0003")
Resolution	?1000dpi (1000dpi is the best)
Power of the Water Pump, Air Blower, Air Pump	(100+250+105) W
Whole Power	500-2000W
Cooling Way	Water cooling and protection system
Support Image Format	AI, BMP, PLT, DXF and DST (embroidery software)
Engraving Software	Specialized engraving and cutting software
Power Support	AC 220V/50Hz
Interface	LPT (support connect with computer directly)
Working Temperature	0-45 degree
Standard Equipment	Exhaust fan, exhaust pipe, water pump, air pump, water box, knife shape aluminum rib working table, and a standby honeycomb working table.
Spare Parts	Reflective mirror, lens, and laser tube.
Optional Device	Water Chiller, rotating clamp, co2 laser tube 60/80W made in China.
Machine Dimension	53" x 35" x 38" (1340 x 885 x 960mm)
Machine Weight	418.9Lb (190kg)
Package	Fumigation free package
Packing Size	65" x 48" x 46" (1650 x 1220 x 1170mm)
Gross Weight	661.4Lb (300kg)

Tags

[35" x 24" Laser Engraving Cutting Machine](#) [Laser Engraving Machine](#) [Laser Cutting Machine](#)



Copyright © 1999-2012 by Beijing ChinaSigns Information Company Limited All Rights Reserved.

Email:info@sign-in-china.com Tel:+86 132 6410 3286 www.sign-in-china.com