


Set Up Instruction

Packing List




A Single canvas bag
B Base with graphic
C 3 section pole

Info



Take the 3-Sectioned Pole out from the Base back

1




Two supporters under the Base turn outwards 90 degree

2



Connect the 3-sectioned pole

3



Insert the pole into a hole of the Base

4



Pull up the graphic

5



Put the hook of clip top bar into the pole

Installation Finished

