



Model (Code): CW-3000

Name: CW-3000 60 / 80W CO2 Laser Tube Water Chiller - AC110V / 220V

Overview	Specifications	Packing list	Warranty
----------	----------------	--------------	----------

It is designed for cooling the one CO2 glass laser tube under 80W of the laser engraving and cutting machine. (Its emitting rate is lower than 60%, you can choose CW5000 water chiller if you want the emitting rate higher than 60 %.)

Have design patent Certificate, CE Certificate

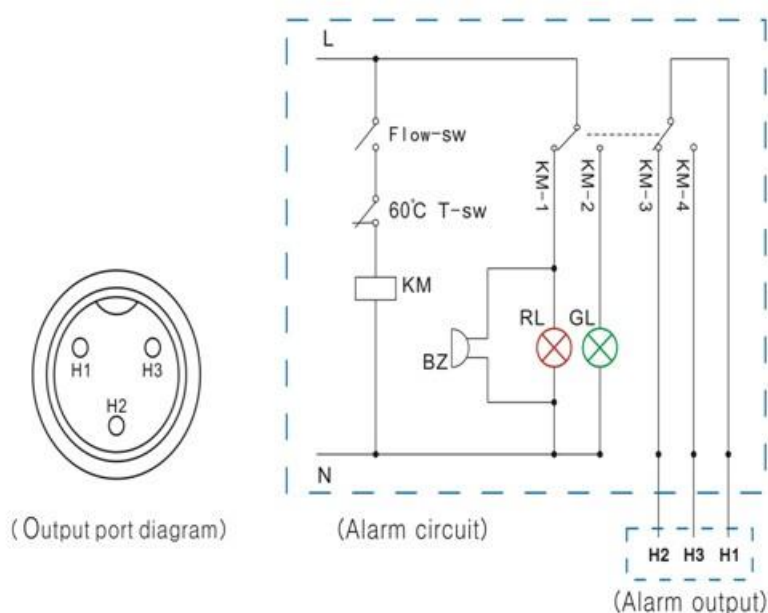
This water chiller has been sold largely to Europe, South America, Asia and other markets.

Economic cooling equipment, easy to install and operate, compact and easily movable

Features

- ◆ CW-3000 laser water chiller, comprehensive reference to the international radiator - type cooling system, is suitable for small water cooling device.
- ◆ It can control the water temperature, precision is $\pm 0.1^{\circ}\text{C}$, which provide stable working conditions for laser devices.
- ◆ Cool Capacity is 50W / $^{\circ}\text{C}$.
- ◆ Forces circulation. 9L cooling tank capacity
- ◆ It can extend the using life of laser tube and ensure the engraving effect better.
- ◆ Specific disconnection alarm securing protection
- ◆ Enclosed water tanks, water used for a long time
- ◆ Professional forced air - cooled radiator, high heat dissipating capacity and not easy to be blocked.
- ◆ Equipped with alarm output port, which can quickly protect sensitive components.
- ◆ High cost performance, low failure rate.

Alarm Function's Description






The cooling water circulation loop alarm causes and the work of the state table


Items	Green light	Red light	Buzzer	Out H1, H2	Out H1, H3
Normal	On	OFF	No voice	OFF	On
Water stops up	OFF	On	Voice	On	OFF
Surpasses 60℃	OFF	On	Voice	On	OFF
Pump breakdown	OFF	On	Voice	On	OFF
Water alarm	OFF	On	Voice	On	OFF
Faulted circuit	/	/	/	On	OFF
No Power	/	/	/	On	OFF


Details





Usage





Industrial cooling machine's installation is very simple, the new machine for the first time using, you can install it as following steps.

- Open the package and check the machine and all accessories.
- Open the mouth screw on the top of machine, add cooling water (Please don't power the machine without water).
- Connect the inlet and outlet hose between water cooler and laser engraving machine.
- Connect the power cable, turn the power switch (Note: Don't let the water overflow).
- Check the radiator water level again (Keep the distance between water level and mouth is 80 – 150mm).

Method of exchanging water in the water tank and the exchanging frequency

Method of exchanging water in the water tank

Drain the waste water out of the water tank through the drain outlet and fill the clean water into the tank through the filling hole.



Exchanging Frequency

The purified water should be exchanged once a month and the running water should be exchange twice a month.

The quality of the circulating water will directly influence the service life of the laser tube. It is recommended to use purified water.



Water Temperature Control

Introduction to CW3000 Water Tank

The temperature of the circulating water will directly influence the service life of the laser tube. Therefore, the temperature should be controlled in the range between 5°C and 35°C. In case of too high or too low temperature, the alarm indicator lamp will flash and the water tank will automatically sound the alarm. If the water temperature is below 5°C, the user should slowly inject water (not more than 35°C) into the water tank and start the water tank to circulate the water. If the water temperature is more than 35°C, the user should exchange the circulating water or add ice into the water tank so as to cool down the water.



Caution

A cooler water condition in the absence of electricity is prohibited!

Location placed cooler should select a well - ventilated, dry environment, away from other heat sources. Outlet of the back of the cooler should be away from obstruction for more than 30cm, both sides of the inlet should be away from obstructions for more than 10cm.

Cooling machine no use for long time or in transport must keep emptying the cooling water.

To protect the laser tube, cooling fan will suspend the work when the water temperature is low (about 10°C), and it will continue to work when the water temperature rose to higher (about 20°C).

Maintenance

Cooling machine used in long term, you should open the machine and clean the dust in order to ensure good heat dissipation.

You can use non – corrosive antifreeze if you are in the northern cold regions.



Overview	Specifications	Packing list	Warranty
----------	----------------	--------------	----------

Specifications

Model	CW-3000
Power Supply	AC100V-240V, 50 / 60Hz
Current	0.9A (AC100 - 120V), 0.45A (AC220 – 240V)
Tank Capacity	9L
Cooling	Radiator that forces the wind cooling
Amount of Cooling	50W / °C
Way of Circulation	Water pump forces circulation
Maximum Flow	9L / min
Maximum Pumping Lift	10M
Inlet and Outlet	External Dia.: 10mm brass connector
Protection	Flow alarm

Overview	Specifications	Packing list	Warranty
----------	----------------	--------------	----------




Terms & Condition of Purchase: After we receive PO from customer with stamp, we give PI for customer.

Lead Time: After receiving customer's deposit, within 2-4 weeks.





Wooden Box: There is total one carton box.

Machine Dimension	470mm x 270mm x 370mm (18.5" x 10.6" x 14.6")
Machine Weight	12kg
Package	Carton box
Packing Size	590mm x 380mm x 470mm (23" x 15" x 18.5")
Gross Weight	14.5kg

Packing List

Pictures	Name	Qty
	CW3000 water chiller machine	1 set
	Power cable	1 pc
	Connection hose	1 pc



	Sealing washer	2 pcs
	250V / 2A spare fuse (Mounted on the power socket interface within the insurance reserve)	1 pc
	User manual	1 pc
	Alarm signal output plug	1 pc

Caution: The appliance is not to be used by children or persons with reduced physical, sensory or mental capabilities or lack of experience and knowledge, unless they have been given supervision or instruction, children supervised not to play with the appliance!







Overview	Specifications	Packing list	Warranty
----------	----------------	--------------	----------

Comprehensive guarantee for one year except the wearing parts

24 - hour technical support by email or calling

User - friendly English manual for machine using and maintaining

Spare Parts Supports

We provide all replacement parts for all machines we sold, if you have a parts that break beyond warranty period, you could order it directly from us at reasonable prices. We would post the new parts with step by step instructions in PDF format on how to replace the parts to you.

If you want to buy any parts from us, please tell us the names or pictures of the parts.

Satisfaction Guarantee

For the items other than consumable products sold via www.Sign-in-China.com, we provide 12 months warranty after shipment. All the extra parts for equipment can be purchased from www.Sign-in-China.com. Further, for our VIP customers, the period of warranty shall be extended to 18 months.

We offer 14 days 100% satisfaction guarantee on all our machines. If you are not satisfied after receiving an item, Sign-in-China.com promises that, within 14 days after actual delivery of such an item, you are allowed to return the item to us and get complete refund, provided the returned item does not affect its subsequent re - selling and you also undertake the charge of returning delivery.

More information, please look at the document of [Training & Warranty & Service Policies](#).