



### Model: APM-H100A

**Name:** Portable Oxygen Hydrogen Water Welder Flame Polisher Polishing Machine 90L

Overview	Specifications	Packing list		Warranty
----------	----------------	--------------	--	----------

Synthetic glass (acrylic) polishing, Oxy - hydrogen generator is a machine using high temperature flame to make acrylic edge smooth and bright.

**Compact size, light weight, energy saving, easy to operate, safer and more reliable**

Its maximum output gas is up to 90 l / h.

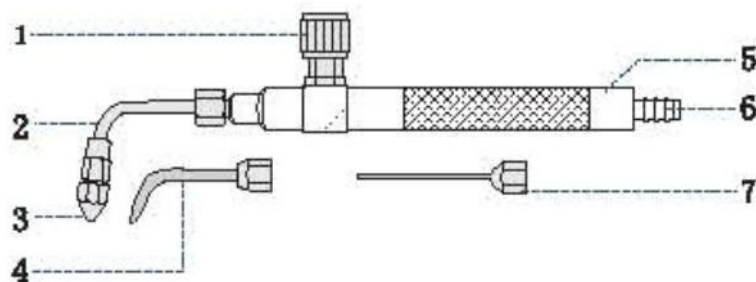
- ◆ H100 is economical type Acrylic flame polishing machine.
- ◆ Light weight, Energy saving
- ◆ Environmental friendly, safe and reliable
- ◆ Its electrolyze adopts series and parallel compound technique, which makes the electrolysis more efficient.
- ◆ APM-H100 is environmental friendly, safe and reliable with low energy consumption.

### The flame acrylic polishing machine's construction



### Flame gun construction





1. Adjusting valve; 2. Connector; 3. Flame nozzle; 4. Bend flame nozzle (option);  
5. Flame gun bar; 6. Air inlet port; 7. Pin type flame nozzle (option).





## How to use this polisher?

**Firstly**, put 1kg distilled water into a clean container, then put 0.2kgs electrolytic powder (NaOH or KOH) slowly. The power can be dissolved by water and this will produce heat, cooling the solution about 20mins for usage.

**Secondly**, Unscrew the nut on top of the machine, put the solution slowly into the tank until it get to the normal water line, and then screw the nut.



**Thirdly**, unscrew the filter bottle cover, put the alcohol into filter bottle up to one - third place, and screw the cover.



**Fourthly**, Switch on the power, the indicator light turns bright, the fan begins running; gas can be felt out of the outlet (within 1 minute), the pressure gage indicates 0.01-0.05mpa. If you seal it with a finger, the gas pressure will go up until over 0.1mpa and the ammeter indicates zero; move out the finger, the gas pressure will go down and the ammeter indicates well. All these mean that the machine is normal for working.



**Fifth**, connect the flame gun and tube, connect the air outlet, turn on the flame gun, and choose the suitable nozzle, fire it. Please keep a good distance when you are working.



## Add water timely

After several hours of operation, the water level may fall below the “middle” line, you should add some water. Distilled water is the best choice, next are purified water, cold boiled water and mineral water.

### How to add water?

1. Turn off the torch.
2. Switch off the power and open the valve on the torch to let out the remaining gas.
3. Screw off the top cover.
4. Add water close to the “high” line.
5. Screw on the cover and switch on the machine, and it can work again.

Overview	Specifications	Packing list		Warranty
----------	----------------	--------------	--	----------

## Specifications

Model	APM-H100A
Input Voltage	AC110 - 220V
Rated Output Gas	≥95L / H
Operation Gas Pressure	0.08-0.13Mpa
Ambient Temperature	-10 ℃ ~ 40 ℃
Flame Temperature	≥2800 ℃
Water Consumption (L / H)	0.03 L / H
Flame Gun No.	Single

Overview	Specifications	Packing list		Warranty
----------	----------------	--------------	--	----------

**Terms & Condition of Purchase:** After we receive PO from customer with stamp, we give PI for customer.









**Lead Time:** After receiving customer's deposit, within 1-3 days.

**Wooden Box:** There is total one carton box.



<b>Machine Dimension</b>	380mm x 250mm x 300mm (15" x 9.8" x 12")
<b>Machine Weight</b>	8kg
<b>Package</b>	Carton box with foam fixed
<b>Packing Size</b>	480mm x 280mm x 360mm (19" x 11" x 14")
<b>Gross Weight</b>	11kg

## Packing List

Pictures	Name	Qty
	Machine	1 pc
	Flame Gun	1 pc
	Plastic funnel	1 pc
	Flame Spray Nozzle	1 pc
	Rubber Tube	1 pc
	Power cable	1 pc
	Electrolyte Powder	0 / 1 bottle
	Instruction	1 pc





**P. S.: Electrolyte powder (NaOH or KOH) is forbidden by express company, so we could not put it into the package. You can buy it from local chemicals paint.**

One bottle is 500g, and it can be used about 3 - 4 months.



**NaOH**

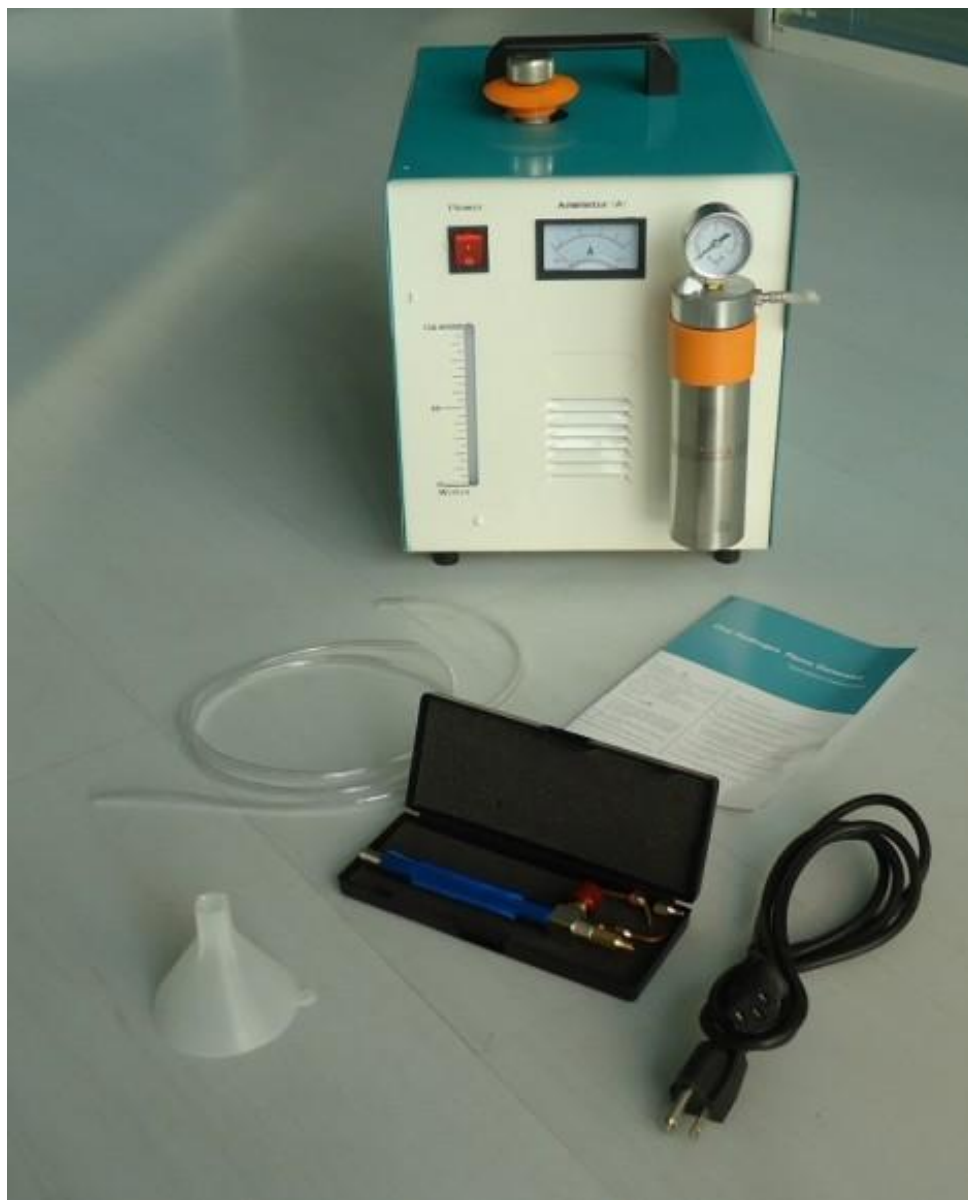


**KOH**

## Package Pictures







Overview	Specifications	Packing list		Warranty
----------	----------------	--------------	--	----------

#### **Spare Parts Supports**

We provide all replacement parts for all machines we sold, if you have a parts that break beyond warranty period, you could order it directly from us at reasonable prices. We would post the new parts with step by step instructions in PDF format on how to replace the parts to you.

#### **Satisfaction Guarantee**

For the items other than consumable products sold via [www.Sign-in-China.com](http://www.Sign-in-China.com), we provide 12 months warranty after shipment. All the extra parts for equipment can be purchased from [www.Sign-in-China.com](http://www.Sign-in-China.com). Further, for our VIP customers, the period of warranty shall be extended to 18 months.

We offer 14 days 100% satisfaction guarantee on all our machines. If you are not satisfied after receiving an item, Sign-in-China.com promises that, within 14 days after actual delivery





of such an item, you are allowed to return the item to us and get complete refund, provided the returned item does not affect its subsequent re - selling and you also undertake the charge of returning delivery.

## **Attention**

KOH or NaOH is dangerous, please do not eat them.

The temperature is up to 2800°C when burning, please put the flame polishing machine in the safe place.

Do not operate the flame acrylic polishing machine while your hand is wet; be careful of the electric shock.

## **Warning**

When abnormal things happened, such as abnormal noise, smell, smog, quite high temperature, electric leakage, you should cut off power supply immediately.

Do not repair it by yourself, you should contact us.

The above cover; please do not load metal pieces.

Please connect the ground wire.

Forbid ignite while no air pressure